



RefNo: ACS&CS/ 2021-22 /

Date: 24/03/2022

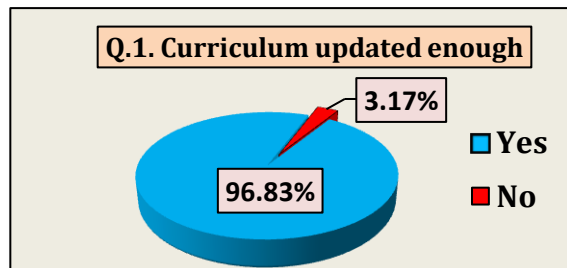
## Report of Analysis of Feedback on Curriculum Collected From Different Stakeholders

Academic Year: 2021-2022

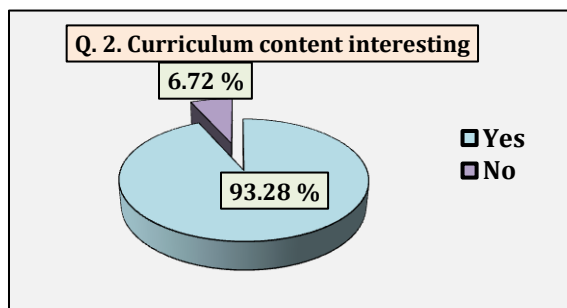
### Students Feedback

The students are the most important stakeholders of Higher Education systems. The interest and participation of students at all levels in both internal quality assurance and external quality assurance have to play a central role. We have received total 253 student's feedback on the syllabus of the various programs designed by the Savitribai Phule Pune University, Pune.

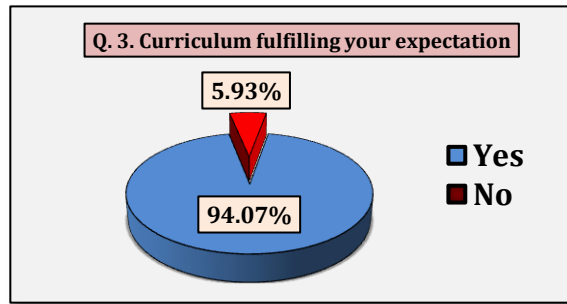
Q. No.	Curriculum Evaluation Points	Response in %			
		Yes	%	No	%
Q.1	Curriculum updated enough	245	96.83	08	3.17



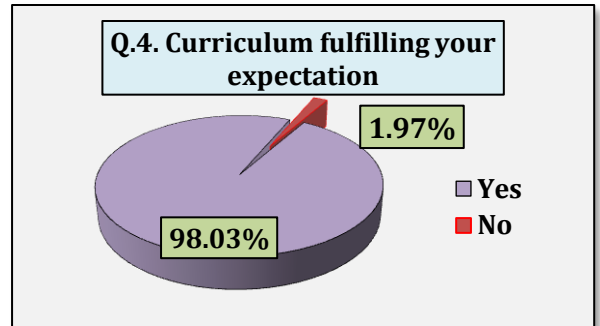
Q. No.	Curriculum Evaluation Points	Response in %			
		Yes	%	No	%
Q. 2	Curriculum content interesting	236	93.28	17	6.72



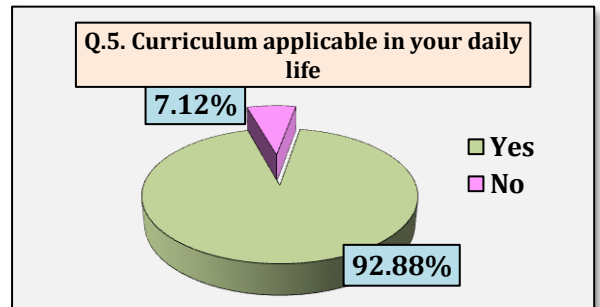
Q. No.	Curriculum Evaluation Points	Response in %			
		Yes	%	No	%
Q. 3	Curriculum fulfilling your expectation	238	94.07	15	5.93



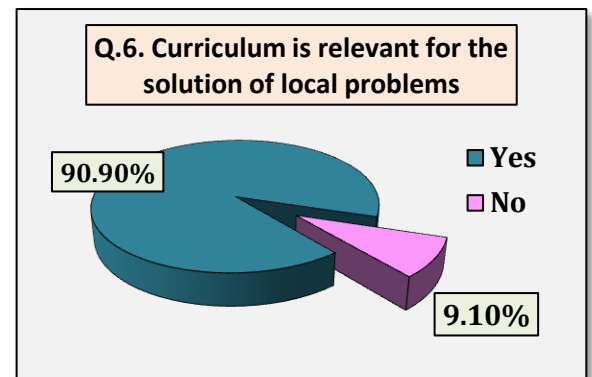
Q. No.	Curriculum Evaluation Points	Response in %			
		Yes	%	No	%
Q. 4	Curriculum helping in developing your personality	248	98.03	05	1.97



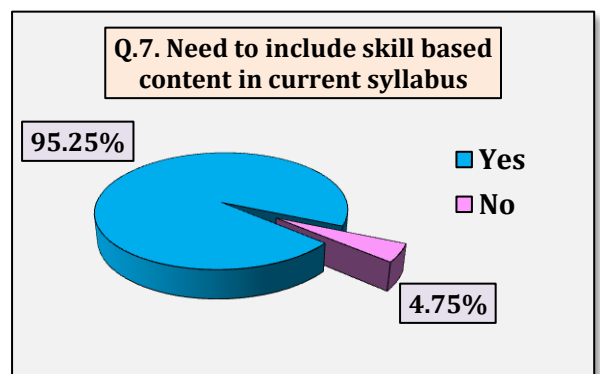
Q. No.	Curriculum Evaluation Points	Response in %			
		Yes	%	No	%
Q. 5	Curriculum applicable in your daily life	235	92.88	18	7.12



Q. No.	Curriculum Evaluation Points	Response in %			
		Yes	%	No	%
Q. 6	Curriculum is relevant for the solution of local problems	230	90.90	23	9.10

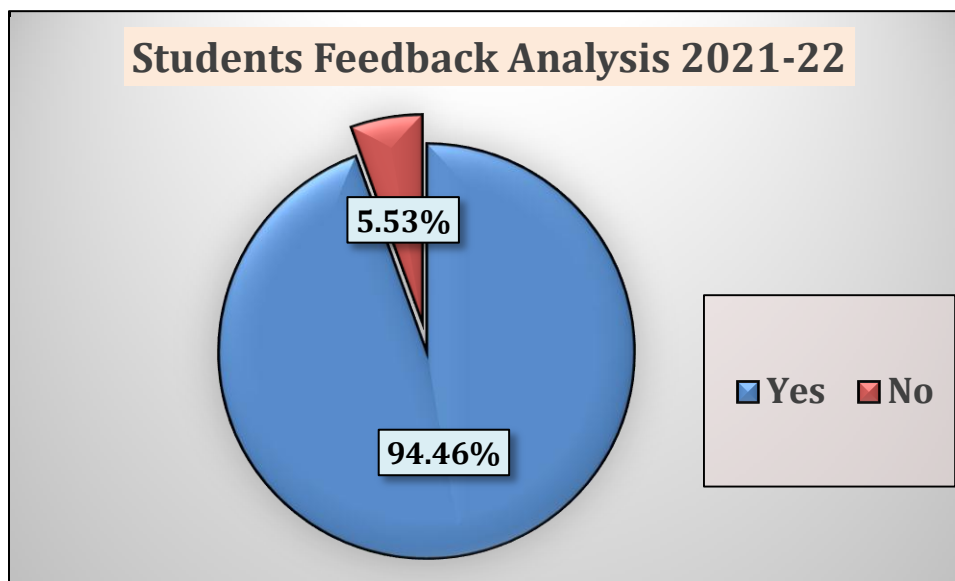


Q. No.	Curriculum Evaluation Points	Response in %			
		Yes	%	No	%
Q. 7	Need to include skill based content in current syllabus	241	95.25	12	4.75



## Overall Students Feedback Analysis

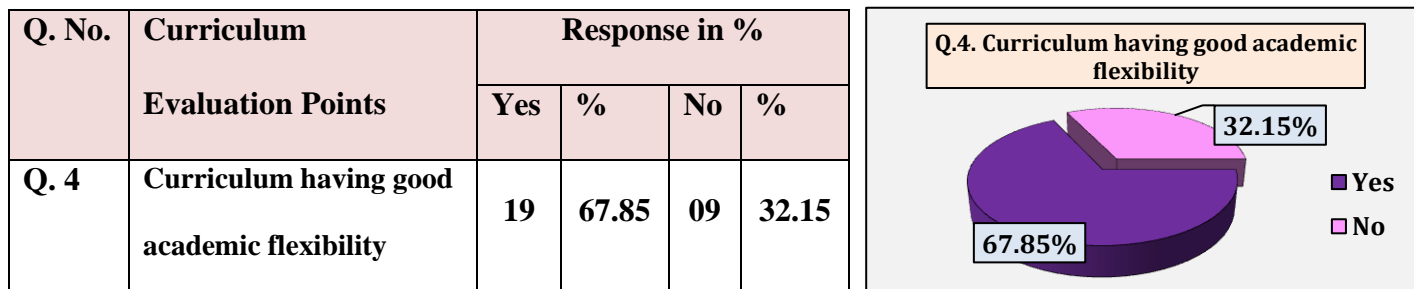
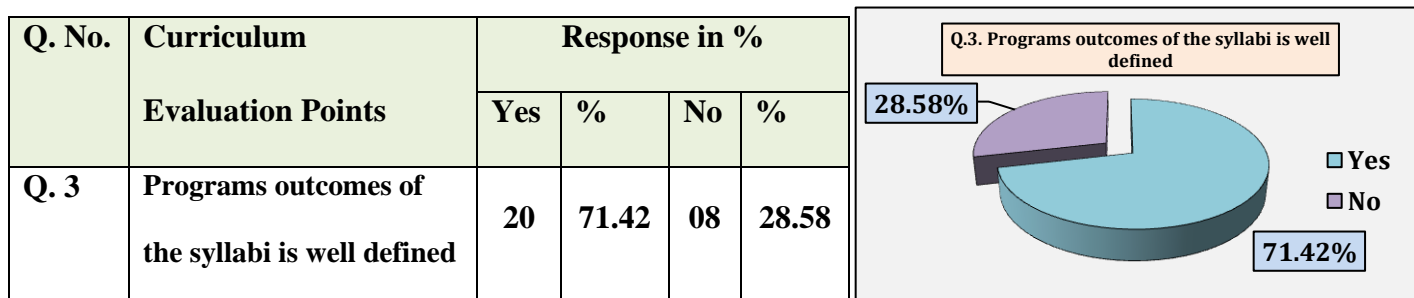

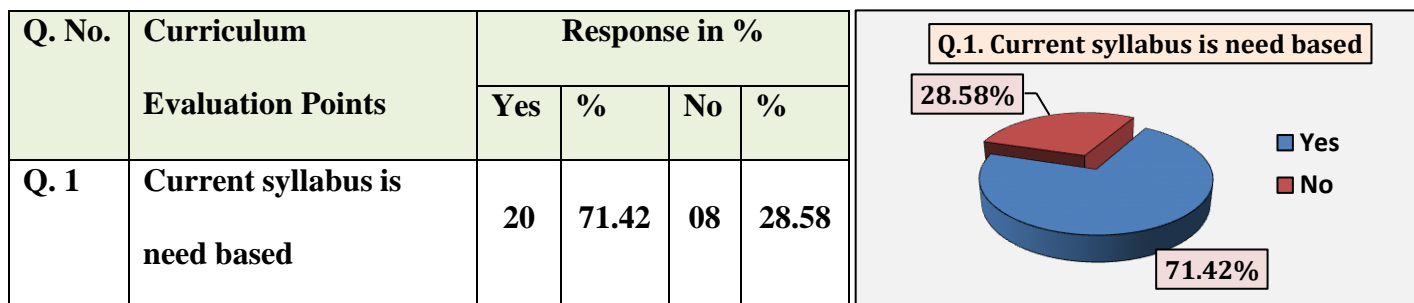
Q. No.	Curriculum Evaluation Points	Response in %			
		Yes	%	No	%
Q.1	Curriculum updated enough	245	96.83	08	3.17
Q. 2	Curriculum content interesting	236	93.28	17	6.72
Q. 3	Curriculum fulfilling your expectation	238	94.07	15	5.93
Q. 4	Curriculum helping in developing your personality	248	98.03	05	1.97
Q. 5	Curriculum applicable in your daily life	235	92.88	18	7.12
Q. 6	Curriculum is relevant for the solution of local problems	230	90.90	23	9.10
Q. 7	Need to include skill based content in current syllabus	241	95.25	12	4.75
<b>Overall Response</b>			<b>94.46</b>		<b>5.53</b>



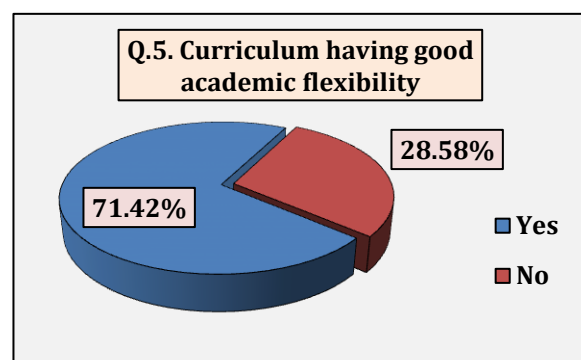
It is observed from the feedback that more than students are satisfied with their current syllabus. But some students say the syllabus is irrelevant in solution of local problems.

## Teachers Feedback

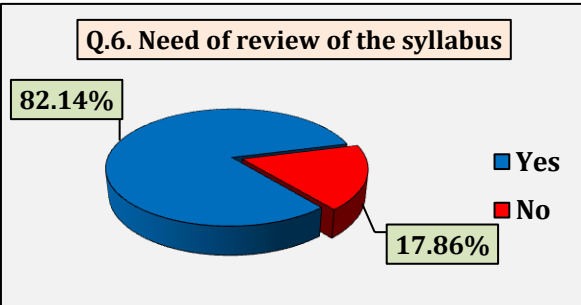
The college is affiliated to the Savitribai Phule Pune University, Pune and follows the prescribed curriculum. Feedback on curriculum is taken by the respective subject teachers regarding suggestions on improvement of the syllabus. We have received 28 teachers feedback on the curriculum and analyzed.



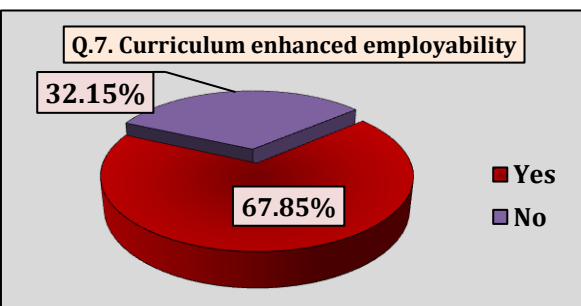
Q. No.	Curriculum Evaluation Points	Response in %			
		Yes	%	No	%
Q. 5	The course content fulfills the need of students	20	71.42	08	28.58



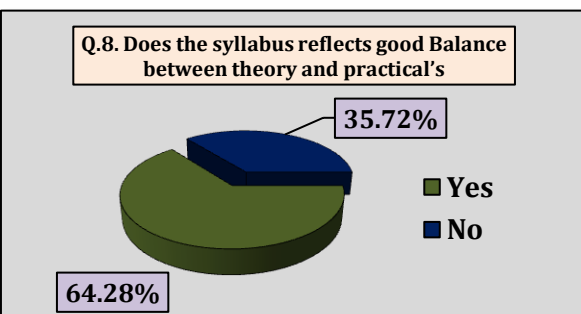
Q. No.	Curriculum Evaluation Points	Response in %			
		Yes	%	No	%
Q. 6	Need of review of the syllabus	23	82.14	05	17.85



Q. No.	Curriculum Evaluation Points	Response in %			
		Yes	%	No	%
Q. 7	Curriculum enhanced employability	19	67.85	09	32.15

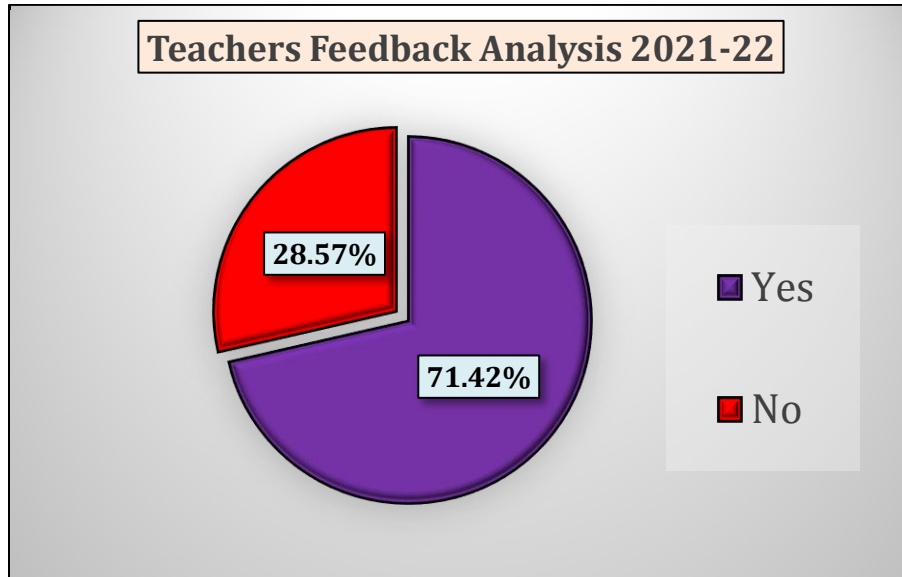


Q. No.	Curriculum Evaluation Points	Response in %			
		Yes	%	No	%
Q. 8	Does the syllabus reflects good Balance between theory and practical's	18	64.28	10	35.71



## Overall Teachers Feedback Analysis

Q. No.	Curriculum Evaluation Points	Response in %			
		Yes	%	No	%
Q.1	Current syllabus is need based	20	71.42	08	28.58
Q. 2	Curriculum having current content	21	75	07	25
Q. 3	Programs outcomes of the syllabi is well defined	20	71.42	08	28.58
Q. 4	Curriculum having good academic flexibility	19	67.85	09	32.15
Q. 5	The course content fulfills the need of students	20	71.42	08	28.58
Q. 6	Need of review of the syllabus	23	82.14	05	17.85
Q. 7	Curriculum enhanced employability	19	67.85	09	32.15
Q. 8	Does the syllabus reflects good Balance between theory and practical's	18	64.28	10	35.71
<b>Overall Response</b>			<b>71.42 %</b>		<b>28.57 %</b>

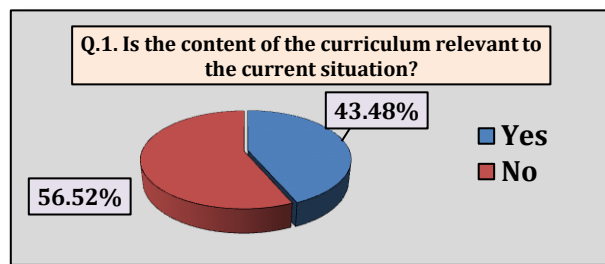


It is observed from the feedback that more of teachers said that there is a need of review of the current syllabus. The overall analysis shows the positivity regarding current syllabus.

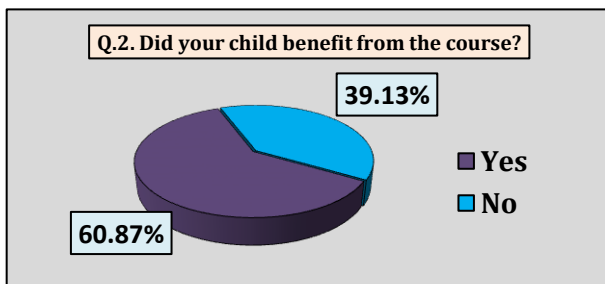
## Employer Feedback

An employer meet was organized by the college for interaction with administration and teaching staff of college. A feedback from the employer is collected on the current syllabus of the various programs and analyzed. We have received total 23 employer feedback on the current content of the syllabus. Analysis of the total 23 feedback received from the employer is done as follows:

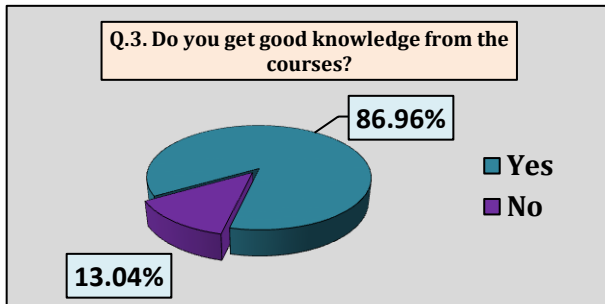
Q.No.	Curriculum Evaluation Points	Response in %			
		Yes	%	No	%
Q. 1	Is the content of the curriculum relevant to the current situation?	10	43.48	13	56.52



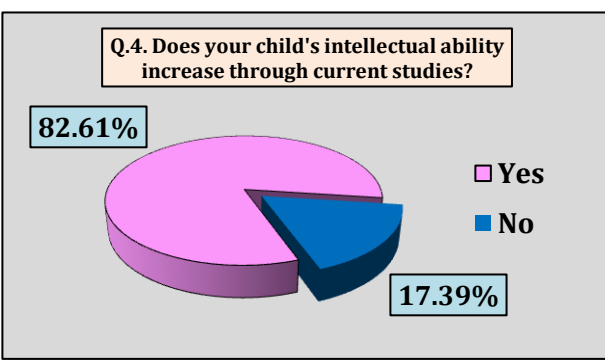
Q.No.	Curriculum Evaluation Points	Response in %			
		Yes	%	No	%
Q. 2	Did your child benefit from the course?	14	60.87	09	39.13



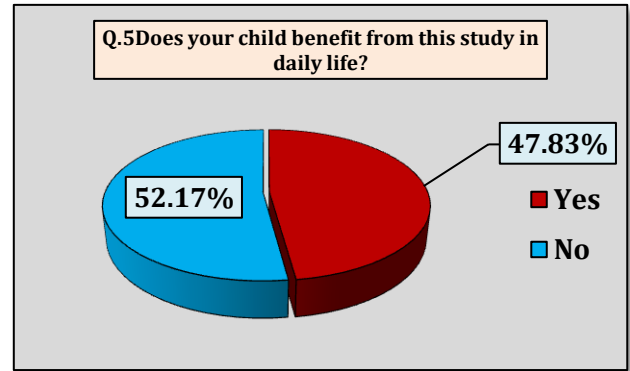
Q.No.	Curriculum Evaluation Points	Response in %			
		Yes	%	No	%
Q. 3	Do you get good knowledge from the courses?	20	86.96	03	13.04



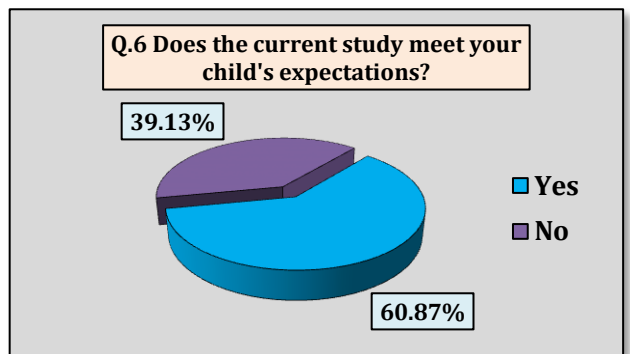
Q.No.	Curriculum Evaluation Points	Response in %			
		Yes	%	No	%
Q. 4	Does your child's intellectual ability increase through current studies?	19	82.61	04	17.39



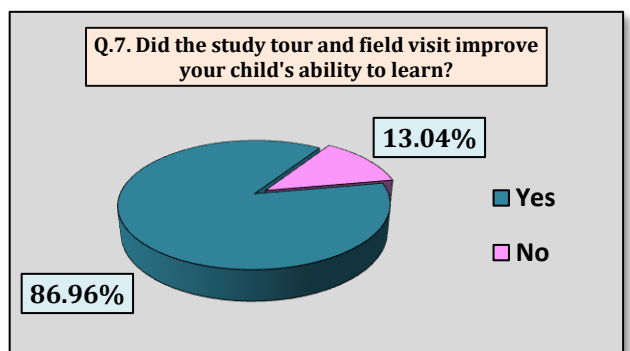
Q.No.	Curriculum Evaluation Points	Response in %			
		Yes	%	No	%
Q. 5	Does your child benefit from this study in daily life?	11	47.83	12	52.17



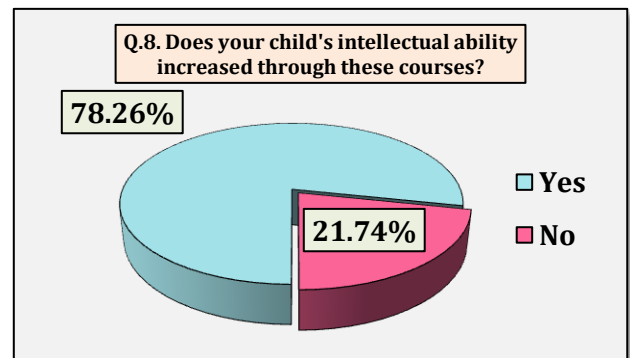
Q.No.	Curriculum Evaluation Points	Response in %			
		Yes	%	No	%
Q. 6	Does the current study meet your child's expectations?	14	60.87	09	39.13



Q.No.	Curriculum Evaluation Points	Response in %			
		Yes	%	No	%
Q. 7	Did the study tour and field visit improve your child's ability to learn?	20	86.96	03	13.04

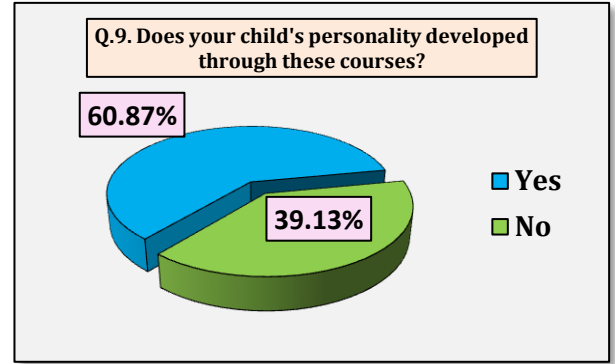


Q.No.	Curriculum Evaluation Points	Response in %			
		Yes	%	No	%
Q. 8	Does your child's intellectual ability increased through these courses?	18	78.26	05	21.74

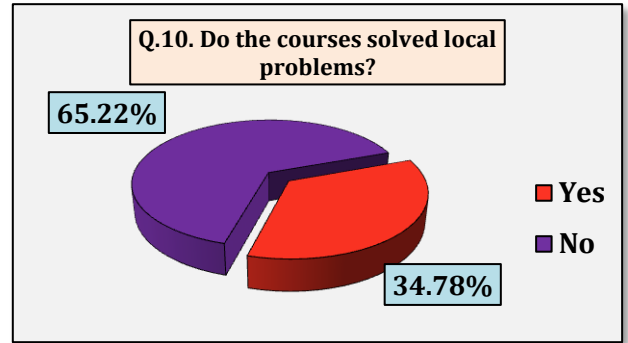




Q.No.	Curriculum Evaluation Points	Response in %			
		Yes	%	No	%
Q. 9	Does your child's personality developed through these courses?	14	60.87	03	39.13

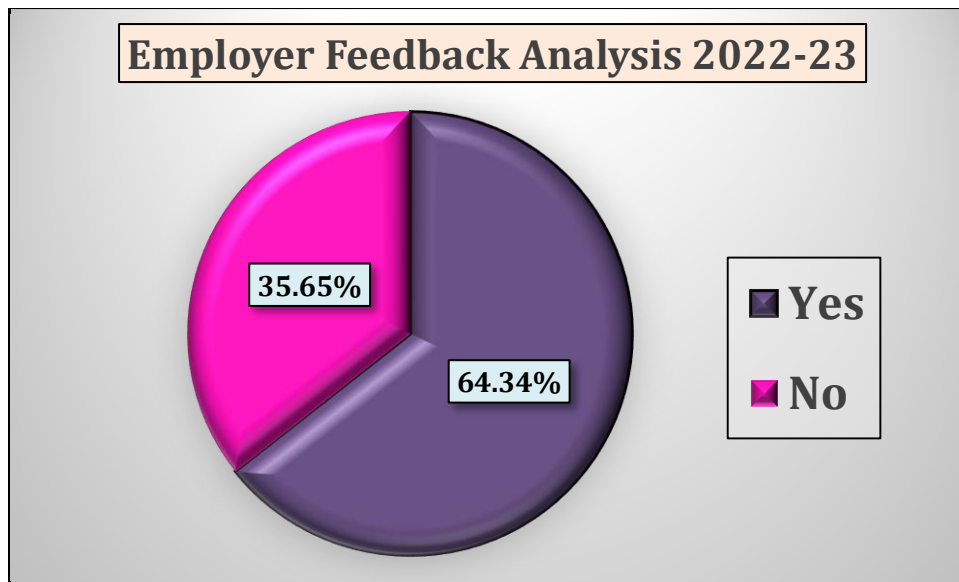


Q.No.	Curriculum Evaluation Points	Response in %			
		Yes	%	No	%
Q. 10	Do the courses solved local problems?	08	34.78	15	65.22



## Overall Employer Feedback Analysis

Q. No.	Curriculum Evaluation Points	Response in %			
		Yes	%	No	%
Q. 1	Is the content of the curriculum relevant to the current situation?	10	43.48	13	56.52
Q. 2	Did your child benefit from the course?	14	60.87	09	39.13
Q. 3	Do you get good knowledge from the courses?	20	86.96	03	13.04
Q. 4	Does your child's intellectual ability increase through current studies?	19	82.61	04	17.39
Q. 5	Does your child benefit from this study in daily life?	11	47.83	12	52.17
Q. 6	Does the current study meet your child's expectations?	14	60.87	09	39.13
Q. 7	Did the study tour and field visit improve your child's ability to learn?	20	86.96	03	13.04
Q. 8	Does your child's intellectual ability increased through these courses?	18	78.26	05	21.74
Q. 9	Does your child's personality developed through these courses?	14	60.87	03	39.13
Q. 10	Do the courses solved local problems?	08	34.78	15	65.22
<b>Overall Response</b>			<b>64.34 %</b>		<b>35.65 %</b>

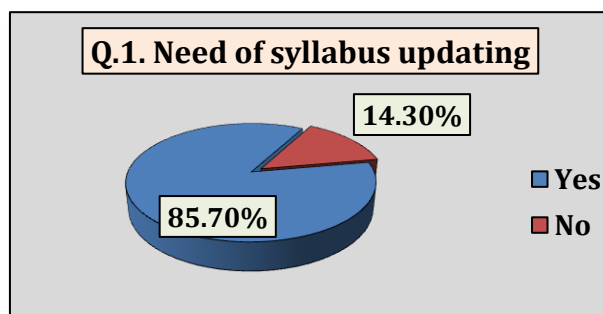


The analysis shows that more employers has given positive feedback and less employer marked negative response.

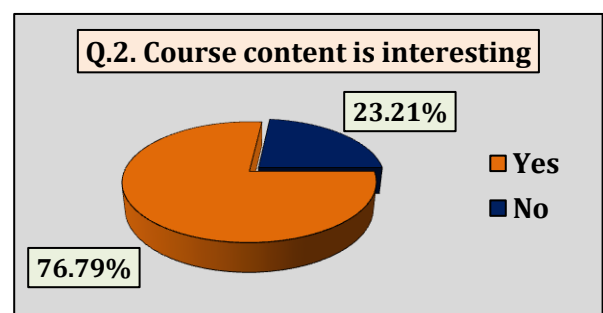
## Alumni Feedback:

Alumni meet is organized by College each year. Alumni provide us the inputs regarding improvement in facilities and employability of our students. We have received total 56 alumni feedback on syllabus designed by Savitribai Phule Pune University Pune. Based on the comments of the alumni, the analysis is done as follows:

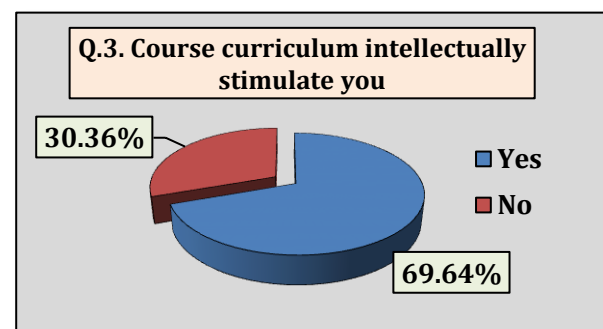
Q. No.	Curriculum Evaluation Points	Response in %			
		Yes	%	No	%
Q. 1	Need of syllabus updating	48	85.70	08	14.30



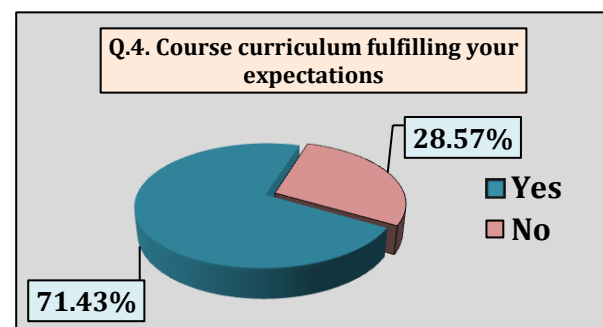
Q. No.	Curriculum Evaluation Points	Response in %			
		Yes	%	No	%
Q. 2	Course content is interesting	43	76.79	13	23.21




Q. No.	Curriculum Evaluation Points	Response in %			
		Yes	%	No	%
Q. 3	Course curriculum intellectually stimulate you	39	69.64	17	30.36



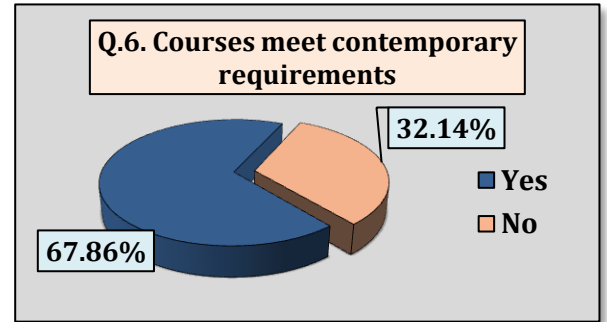
Q. No.	Curriculum Evaluation Points	Response in %			
		Yes	%	No	%
Q. 4	Course curriculum fulfilling your expectations	40	71.43	16	28.57



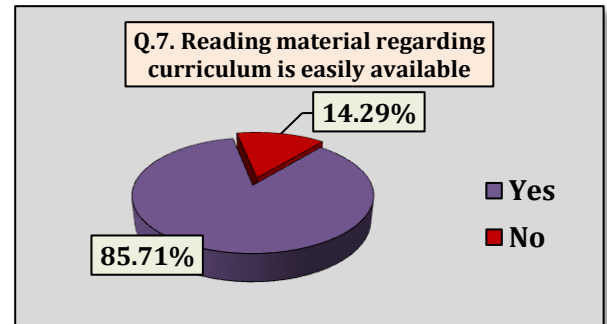
Q. No.	Curriculum Evaluation Points	Response in %			
		Yes	%	No	%
Q. 5	Programme help in developing your personality	38	67.86	18	32.14



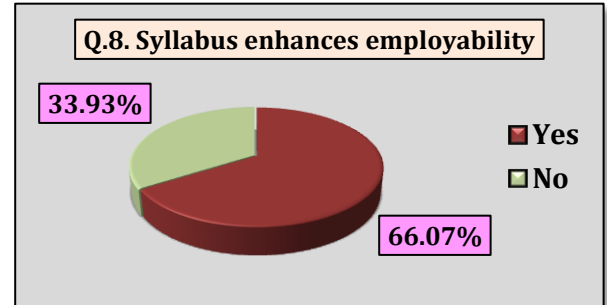
Q. No.	Curriculum Evaluation Points	Response in %			
		Yes	%	No	%
Q. 6	Courses meet contemporary requirements	38	67.86	18	32.14



Q. No.	Curriculum Evaluation Points	Response in %			
		Yes	%	No	%
Q. 7	Reading material regarding curriculum is easily available	48	85.71	08	14.29

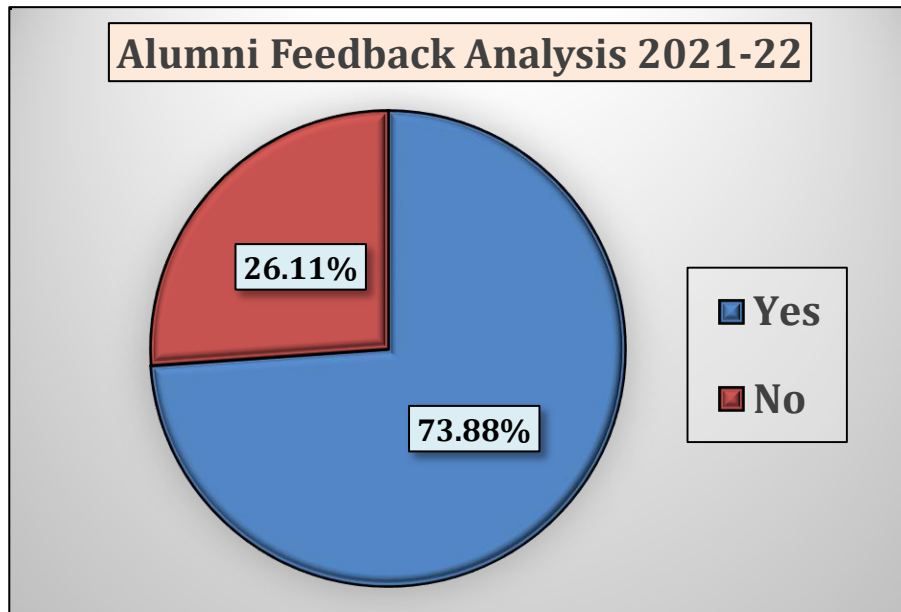


Q. No.	Curriculum Evaluation Points	Response in %			
		Yes	%	No	%
Q. 8	Syllabus enhances employability	37	66.07	19	33.93



## Overall Alumni Feedback Analysis

Q. No.	Curriculum Evaluation Points	Response in %			
		Yes	%	No	%
Q.1	Need of syllabus updating	48	85.70	08	14.30
Q. 2	Course content is interesting	43	76.79	13	23.21
Q. 3	Course curriculum intellectually stimulate you	39	69.64	17	30.36
Q. 4	Course curriculum fulfilling your expectations	40	71.43	16	28.57
Q. 5	Programme help in developing your personality	38	67.86	18	32.14
Q. 6	Courses meet contemporary requirements	38	67.86	18	32.14
Q. 7	Reading material regarding curriculum is easily available	48	85.71	08	14.29
Q. 8	Syllabus enhances employability	37	66.07	19	33.93
<b>Overall Response</b>			<b>73.88 %</b>		<b>26.11 %</b>



From the feedback received from alumni gave positive feedback regarding the current syllabus.



*Dable*  
 for Principal  
 Pravara Rural Education Society's  
 Arts, Commerce, Science & Computer  
 Science College, Ashvi Kd.  
 Tal. Sangamner, Dist. A. Nagar, Pin- 413738